

# PRO

# RAIL<sup>®</sup>

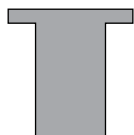


**Acrobat  
Reader  
Required**

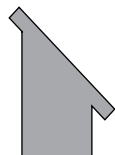
## Square Post Order Form

Download this program  
free at [get.adobe.com/reader](http://get.adobe.com/reader)

### 1 Choose Post Type

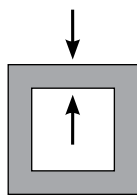


**Flat**

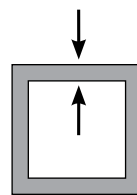


**Angled**

### 2 Choose Wall Thickness



**3.0mm**



**1.6mm**

### 3 Choose Finish



**Mirror Polish**



**Satin Finish**

### 4 Choose Top Saddle

### 5 Post Height

Post Height

**960mm**

**Other**



Measure  
from ground  
to underside  
of handrail.

### 7 Holes Required

Specify number of  
holes required.

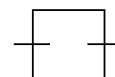
### 8 Hole Configuration



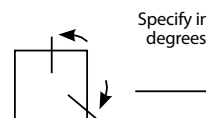
**End Post**



**Corner Post**



**Intermediate**



**Other**

### 9 Specify Hole Size

**Common hole sizes used**

- 11/32" - Grommets
- 11mm - 8mm Nut Rivet
- 7.5mm - Swage Stud
- 10mm - 6mm Nut Rivet
- 4.0mm - 3.2mm Wire

### 10 Install Nut Rivets

**No**

**Yes**

### 11 QTY Of Posts Required

Please fill out a new form for  
each different post type.

### 12 Contact Information

Name

Company

Contact No.

Email

Quote/Invoice No.

Date

**PRO RIG** Supplied by ProRig Hardware Pty Ltd  
Unit 2 / 89 West Burleigh Road, Burleigh Heads, Queensland 4220  
**Phone** +61 7 5535 6333 **Fax** +61 5535 6366 **Email** [info@prorig.com.au](mailto:info@prorig.com.au)